

INTERRUPTORES DE PRESIÓN EPS120-1 Y EPS120-2



- Pressure adjustment wheel, no special tools required.
- Field-adjustable pressure sensitivity.
- Factory set for use in a nominal 115 psi system.
- Reinforced diaphragm resists pressure spikes.
- Two conduit entrances provided.
- NEMA 4 rated.

System Sensor EPS120 Series switches are designed to supervise system air pressure in pipes or pressure tanks, as well as water or air pressure supplies of automatic water control valves.

**VdS**

S739

7770-1653 0117

3005863

G4020027

The EPS120-1 has a single SPDT switch. The EPS120-2 model contains two SPDT switches. The EPS120 Series features field-adjustable pressure sensitivity to provide an alarm response between 10 and 200 psi. All models are factory set for use in a nominal 115 psi system. The EPS120-1 is factory set to respond at 105 psi at decreasing pressure. The EPS120-2 is factory set to respond at 125 psi on rising pressure and 105 psi on decreasing pressure. The pressure adjustment wheel requires no special tools and does not affect switch synchronization on the EPS120-2.

EPS120 Series Specifications

Architectural/Engineering Specifications

Model shall be an EPS120-1 or EPS120-2 pressure-type waterflow switch as manufactured by System Sensor of St. Charles, IL. They shall be installed on the sprinkler system with connection as shown on the drawings and/or as specified herein. Pressure switches shall be of the bellows-activated type. Switches shall have a maximum service pressure rating of 300 psi and shall be adjustable from 10–200 psi. There shall be one (1) or two (2) SPDT contacts rated at 10.0 Amp @ 125/250 VAC and 2.5 Amp @ 6/12/24 VDC. The contractor shall furnish and install, where indicated on the plans, pressure switches according to appropriate NFPA standards. Switches shall be provided with a 1/2" NPT male pressure connection to be connected into the air supply line on the system side of any shut-off valve. Switches shall provide 1 knockout type and 1 open hole for 1/2" conduit fitting attachment and a ground screw provision for electrical grounding. The switch enclosure shall be weatherproof and carry a UL 4x/NEMA 4 rating when used with proper electrical fittings and conduit. The cover shall incorporate tamper-resistant screws. The unit shall be listed by Underwriters Laboratories, Inc. and Underwriters Laboratories of Canada, Inc. and approved by Factory Mutual.

REF: SYPS120_072022_REVO

AQL PROTECCION

Carretera N-340 Km 1245, 3 Nave B-5 Polígono industrial El Pla 08750 Molins de Rei, Barcelona (España)
Tel. (+34) 936800376 * WhatsApp pedidos: 660781482 * www.aqlproteccion.com * aql@aqlproteccion.com

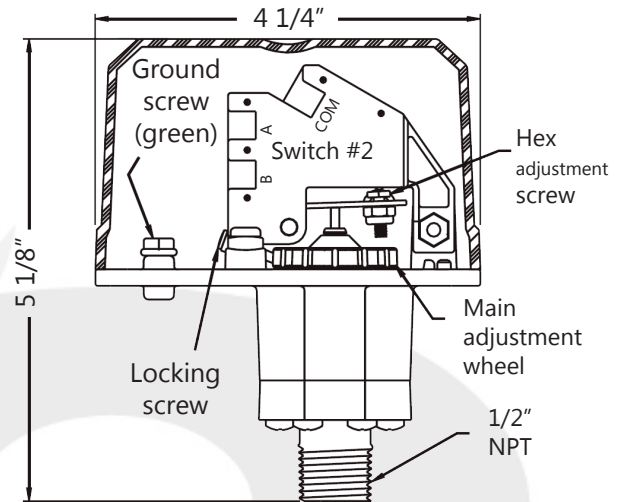
ANBER

Avda. de las Flores, 13-15 P.E. El Molino 28970 Humanes de Madrid, Madrid (España)
Tel. (+34) 916063711 * WhatsApp pedidos: 649787619 * www.anber.es * anber@anber.es

Physical/Operating Specifications

- **Maximum Operating Pressure:** 300 psi.
Operating Temperature Range:
 Indoor or outdoor use:
 -40°F to 160°F (-40°C to 71°C).
- **Maximum Adjustment Pressure Range:**
 10 to 200 psi.
- **Cover Tamper Switch:**
 UL Models: Optional P/N 546-8000.
 ULC Models: Factory Installed.
- **Differential:**
 Approximately 3 psi @ 10 psi, 9 psi @ 200 psi.
- **Enclosure:**
 Rated UL 4x, NEMA 4 for indoor or outdoor use.
- **Factory Setting:**
 EPS120-1 operates at decreasing pressure at 105 psi.
 EPS120-2 operates at increasing pressure at 125 psi and decreasing pressure at 105 psi.
- **Shipping Weight:**
 1.2 lbs. (0,54 Kg).
- **Switch Contact Ratings:**
 EPS120-1: One set SPDT (Form C).
 EPS120-2: Two sets SPDT (Form C).
 10.0 A, ½ HP @ 125/250 VAC.
 2.5 A @ 6/12/24 VDC.
- **Service Use:**
 Automatic Sprinkler: NFPA 13.
 One- or Two-Family Dwelling: NFPA 13D.
 Residential Occupancies up to 4 Stories: NFPA 13R.
 National Fire Alarm Code: NFPA 72.
- **Pressure Connection:**
 ½" NPT male.
- **Warranty:**
 3 years.
- **Dimensions:**
 5.12" H × 3.325" W × 4.250" L (13.0 cm × 8.4 cm × 10.8 cm).


Pressure Switch Basic Dimensions



Electrical Connections


MODELS EPS120-1

Switch at 115 psi (normal)



Switch 1

Switch at 105 psi (low trip pt.)



Switch 1

MODELS EPS120-2

Switch at 105 psi (low trip pt.):



Switch 1



Switch 2

Switch at 115 psi (normal):



Switch 1



Switch 2

Switch at 125 psi (high trip pt.):



Switch 1



Switch 2

REF: SYPS120_072022_REV0

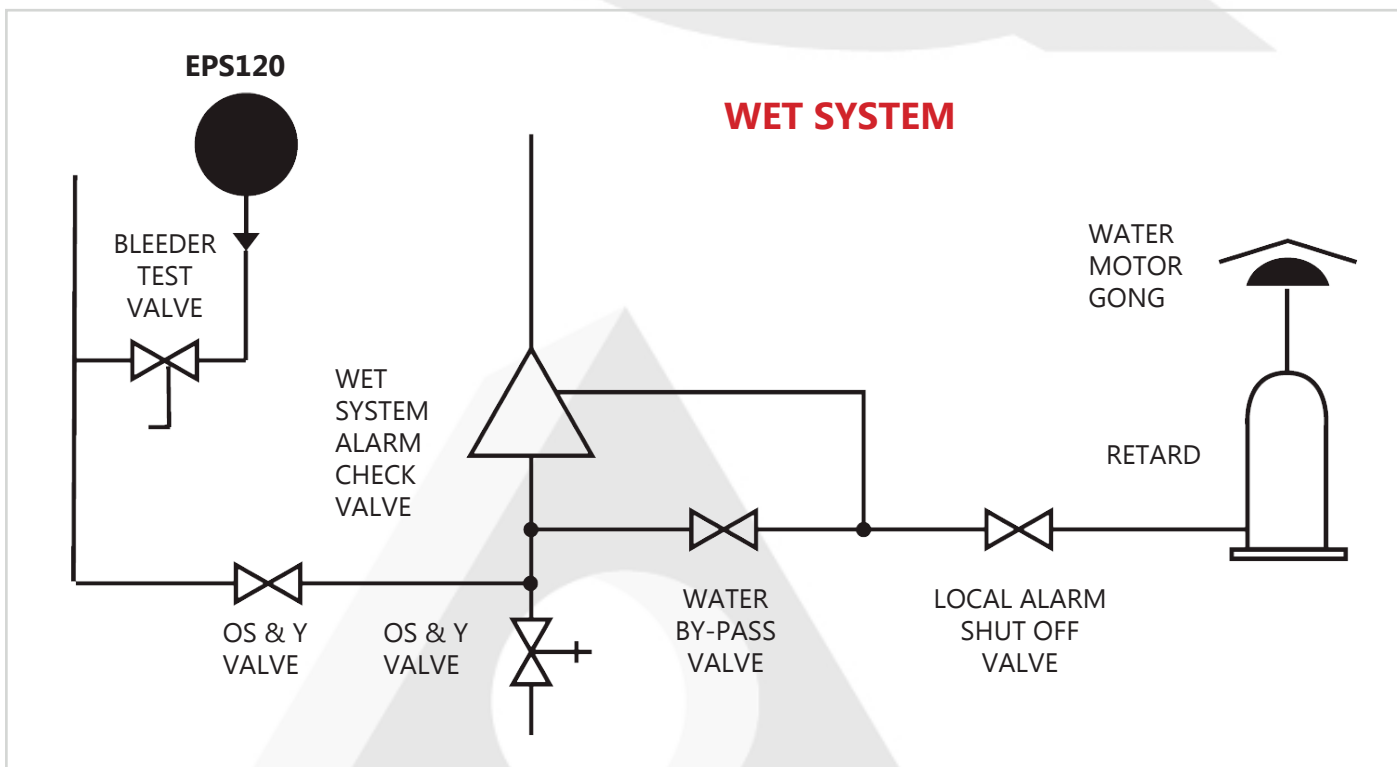
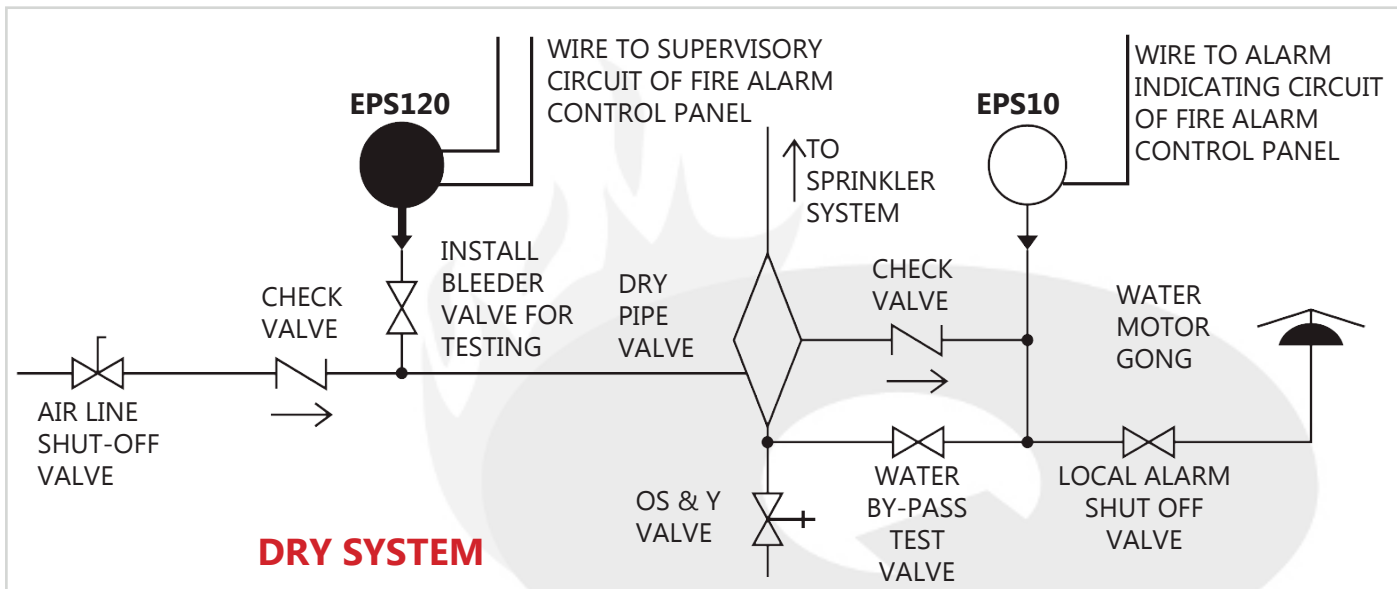
AQL PROTECCION

Carretera N-340 Km 1245, 3 Nave B-5 Poligono industrial El Pla 08750 Molins de Rei, Barcelona (España)
 Tel. (+34) 936800376 * WhatsApp pedidos: 660781482 * www.aqlproteccion.com * aql@aqlproteccion.com

ANBER

Avda. de las Flores, 13-15 P.E. El Molino 28970 Humanes de Madrid, Madrid (España)
 Tel. (+34) 916063711 * WhatsApp pedidos: 649787619 * www.anber.es * anber@anber.es

TYPICAL SPRINKLER APPLICATIONS



REF: SYPS120_072022_REVO

AQL PROTECCION

Carretera N-340 Km 1245, 3 Nave B-5 Poligono industrial El Pla 08750 Molins de Rei, Barcelona (España)
 Tel. (+34) 936800376 * WhatsApp pedidos: 660781482 * www.aqlproteccion.com * aql@aqlproteccion.com

ANBER

Avda. de las Flores, 13-15 P.E. El Molino 28970 Humanes de Madrid, Madrid (España)
 Tel. (+34) 916063711 * WhatsApp pedidos: 649787619 * www.anber.es * anber@anber.es